


# Safeguard Your Card

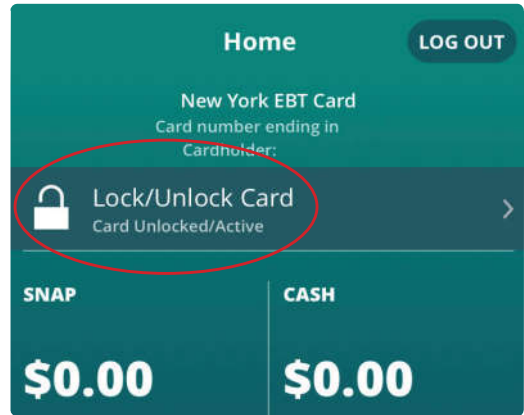
## New EBT Card Lock Feature is Available

Use the new lock/unlock card feature to help secure your Electronic Benefit Transfer (EBT) card and protect your benefits from scam-related theft. You can lock your EBT card when it is not in use and then unlock the card to make a purchase. Locking your card is easy. Follow these four simple steps:

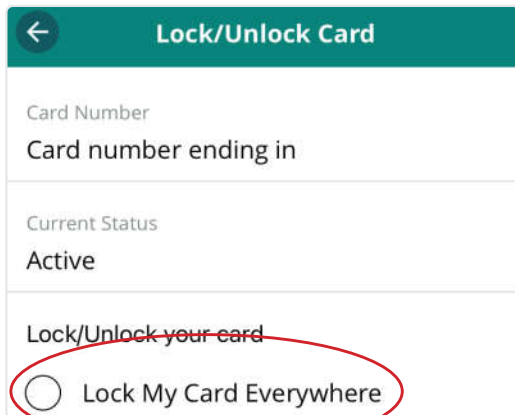
- 1 Download or open the **ConnectEBT** app on your mobile device.



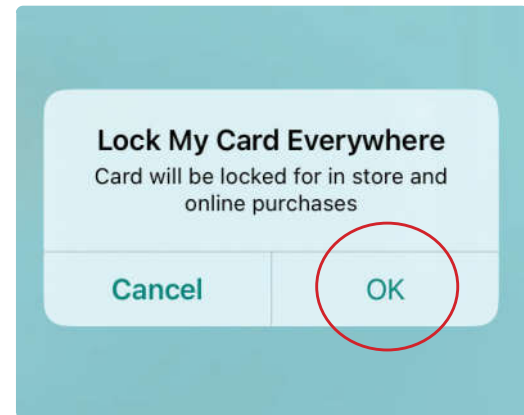
- 2 Securely log in to your account and tap the new **“Lock/Unlock Card.”**



- 3 Select **“Lock My Card Everywhere.”**



- 4 And click **“OK.”**



Locking your EBT card will block all purchases, balance inquiries, and transactions. Whenever you go shopping, use the ConnectEBT app to unlock your card and lock it again after you check out.

For more ways to protect your benefits, visit:  
[otda.ny.gov/EBT-cardlock](https://otda.ny.gov/EBT-cardlock)



Office of Temporary  
and Disability Assistance